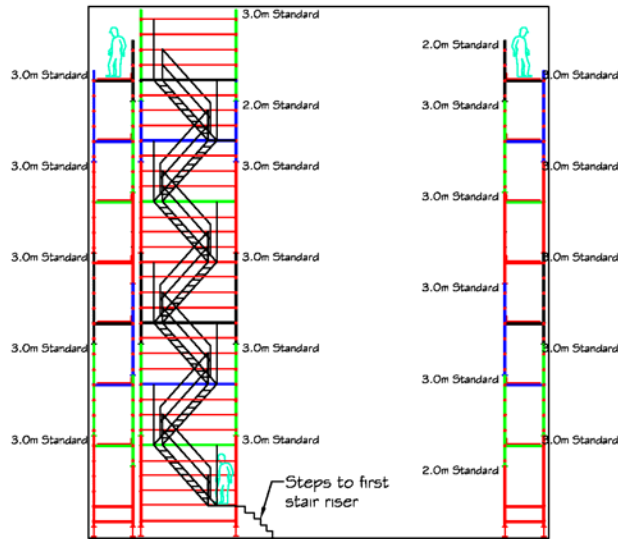
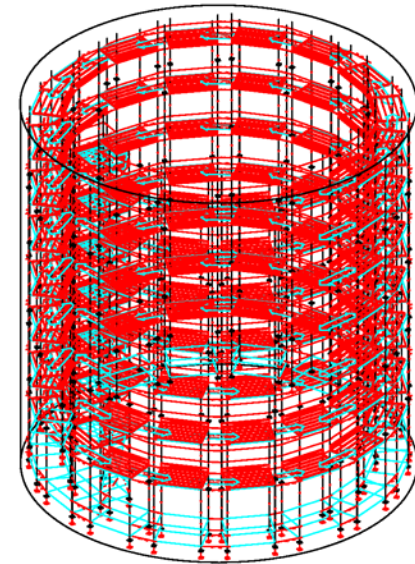


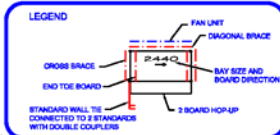
PLAN VIEW  
15m DIAMETER



TYPICAL SECTION  
TWP = 15.0m  
7 DECKS



ISOMETRIC VIEW



**NOTES**

- In this particular scaffold, any 3 platforms will be utilized at one time in **DOWNWARD** direction.
- The remaining platforms must not be used.
- Concept Hiring Services Pty Ltd Modular Scaffolding System has been tested to AS/NZS 1576.3 and complies with the structural requirements of AS/NZS 1576.1 and AS/NZS 1576.2.
- Concept Modular Scaffolding System is rated Heavy Duty with a maximum allowable distributed live load of 875 kg per bay (unless noted otherwise). Refer to AS/NZS 1576.1 for duty specifications.

- This drawing complies with AS/NZS 4576 Guidelines for Scaffolding. For site specific information, please contact our design office on 1300 138 991.
- Persons who erect or dismantle scaffolding components must comply with their local statutory authorities scaffolding requirements and be properly trained.
- Concept Hiring Services Pty Ltd is a Quality Endorsed Company which has a Certificate of Registration that complies with AS/NZS ISO 9001:2000 for the design, supply and manufacture of scaffold equipment. Certificate No. DEC0637 issue date 15 May 2006.

**GENERAL**

- As a result of the information provided by our client this document has been prepared. It is asserted that the client checks the information herein and certifies themselves that all the details and dimensions as shown are correct. **CHECK THE DIMENSIONS!**
- This document is prepared for the sole purpose of assisting our quantity surveyor, however whilst we make every endeavour to ensure that the information herein is correct it is the client's responsibility to satisfy themselves regarding the following matters:  
 (a) the building or structure details are correct  
 (b) the layout of the equipment intended to be proposed  
 (c) proper erection and dismantling procedures are in place  
 (d) the proposal is practicable  
 (e) the requirements for safety have been satisfied

- Our team of Scaffolding Specialists are ready and available to assist either on site or by telephone and attend any matters of concern other regarding the use or understanding of the subject described within this document. Call us!
- Local Regulations governing the safe use, erection and dismantling of scaffolding must be strictly adhered to by the contractor. Any variations or deviations from such Regulations remain the sole responsibility of the contractor.
- Local Regulations governing the safe use, erection and dismantling of formwork must be strictly adhered to by the contractor. Any variations or deviations from such Regulations remain the sole responsibility of the contractor. All timber formwork and beams must be provided by the client. Unless otherwise stated, herein the sizes of the timber components have been calculated using stress grade F7 timber (portion of load factor 1.65).

**REVISIONS**

No.	Description

W:\10\CHP\15\CH0637\CH0637A1.dwg

CLIENT				
BLACKADDER SCAFFOLDING				
PROJECT	SCALE	DATE	SHEET	DRAWING No
BHPB ROXBY DOWNS	1:1	01-03-2007	1 of 1	CH0637A1
DRAWN				
GEORGE KELZ				
This drawing is the property of Concept Hiring Services Pty Ltd. Unauthorised use or reproduction is not allowed. Phone: 1300 138 991 Fax: 1300 138 991				